

بِسْمِ اللَّهِ الرَّحْمَنِ الرَّحِيمِ

Tajweed Course

Articulation points of Quranic
letters:

مخارج الحروف

Deen Foundation

www.DeenFoundation.org.uk



This Tajweed course is brought to you by
Deen Foundation.

One of the core objectives of Deen Foundation is to spread knowledge and educate the world on different religious, social and professional matters by publishing books, articles, video presentations and holding conferences.

Deen Foundation

www.DeenFoundation.org.uk

Articulation Points مخارج الحروف

- Articulation point is the place from where a letter is pronounced, making its sound different from the sound of other letters.
- Each Quranic letter has different articulation point.
- A letter is only a sound that relies on a specific articulation point.

Articulation Points مخارج الحروف

Quranic Articulation Points

- Five major areas of the human body are used to pronounce different letters.
- There are 17 different articulation points to pronounce the 28 original letters and the Madd letters.

Articulation areas

1 articulation point

The Nose

The Lips

2 articulation points

The Tongue

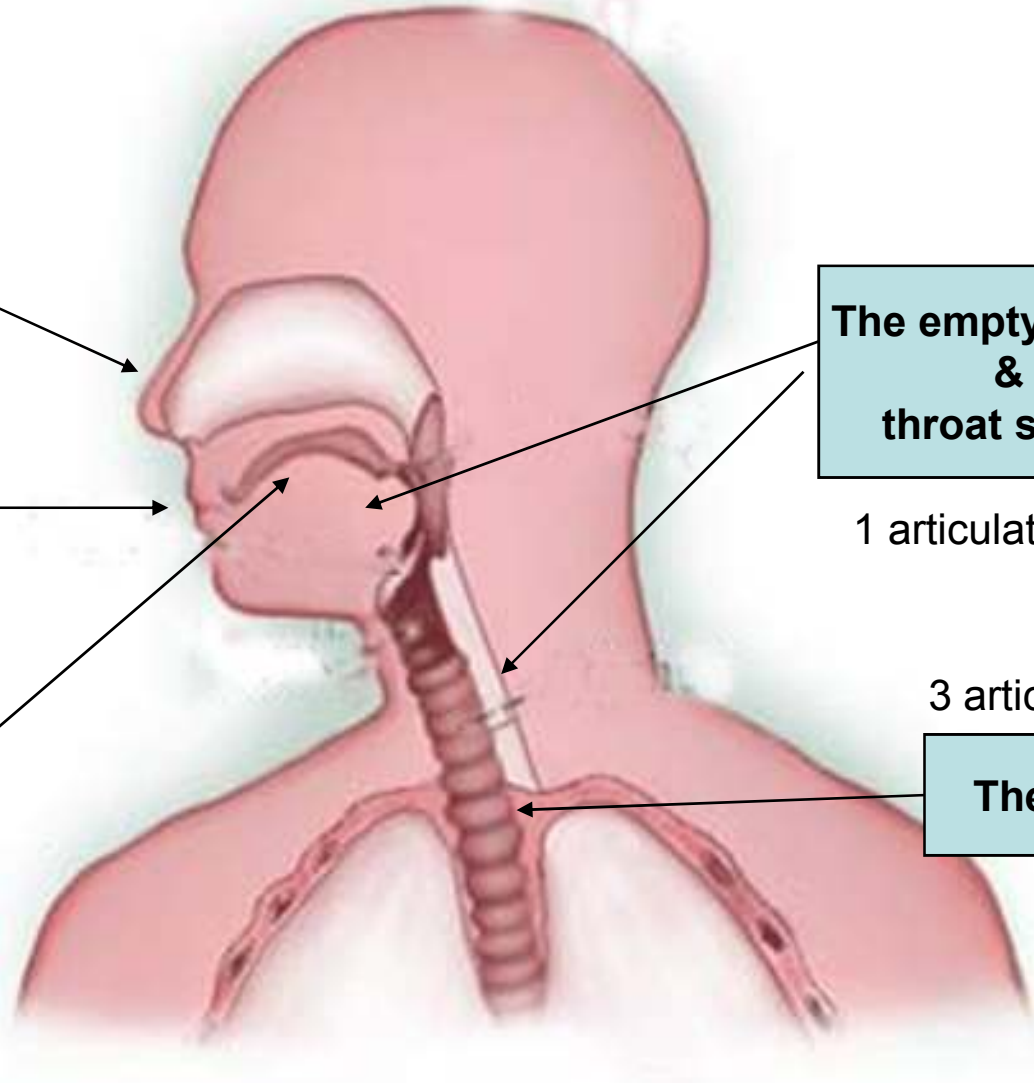
10 articulation points

**The empty mouth
&
throat space**

1 articulation point

3 articulation points

The Throat



Articulation Points مخارج الحروف

5 Major Articulation Areas

Articulation area	Arabic name	No. articulation points	No. of letters
The Throat	الحلق	3	6
The Tongue	اللسان	10	18
The Two lips	الشفتان	2	4
The Nose	الخيشوم	1	Ghunnah letters
Empty space in the mouth & throat	الجوف	1	3 lengthened letters

- Only the throat, tongue and lips are used to pronounce the actual 28 letters.
- The nose and the empty space of mouth & throat is used to produce additional sounds (e.g. the ghunnah sound)

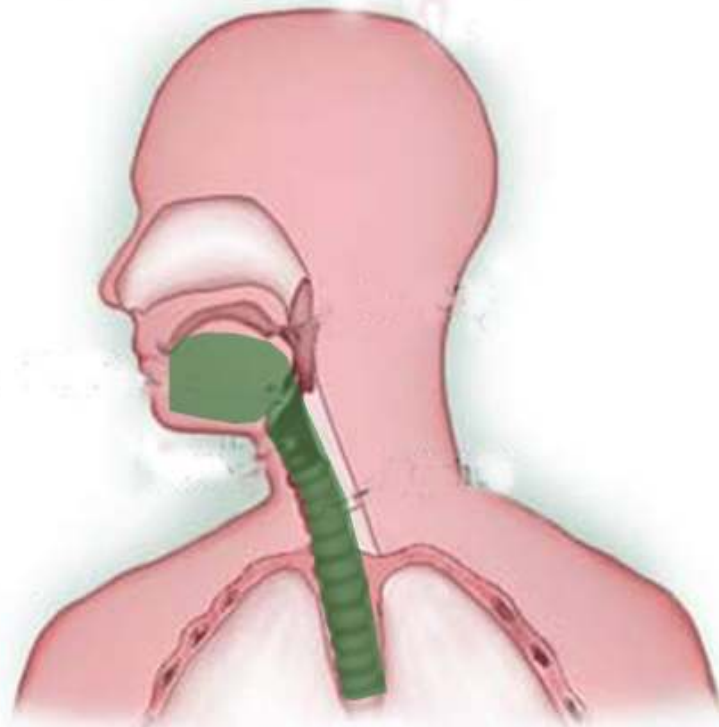
Articulation areas

Empty space in the mouth & throat

When we need to lengthen a letter (e.g. pronounce a Madd letter), we use the empty space of our mouth and throat to produce this sound.

No other part of the mouth is used to lengthen a sound.

The green area inside the image shows the empty mouth and throat area used to produce the Madd sound



Articulation areas

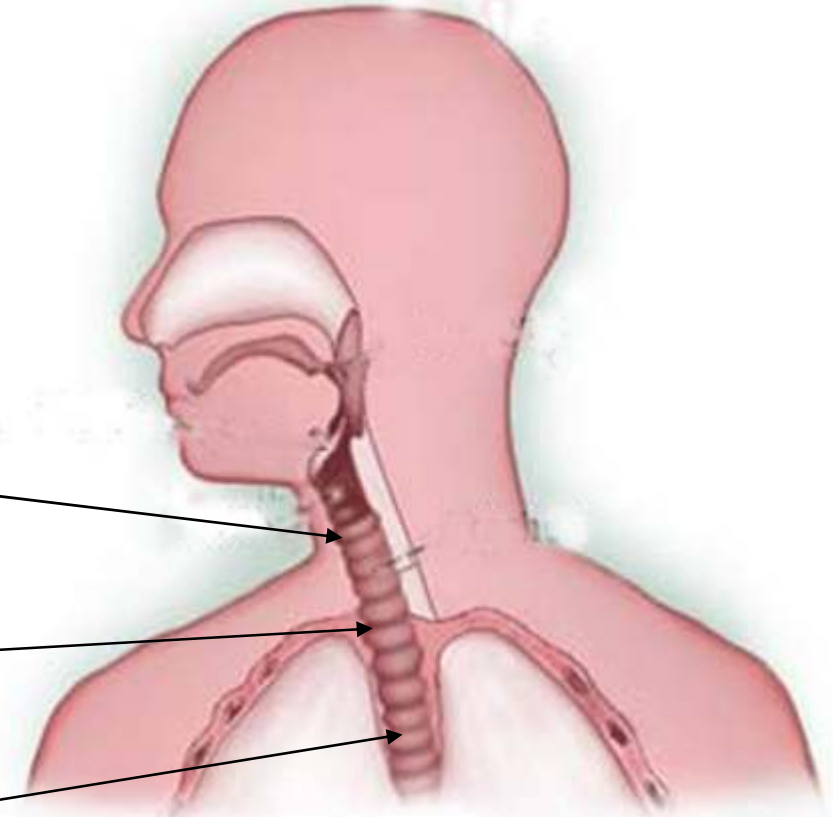
The Throat

The throat is broken down into 3 parts
6 letters are pronounced from the throat

Closest part
أدنى الحلق

Middle part
وسط الحلق

Deepest part
أقصى الحلق



Articulation areas

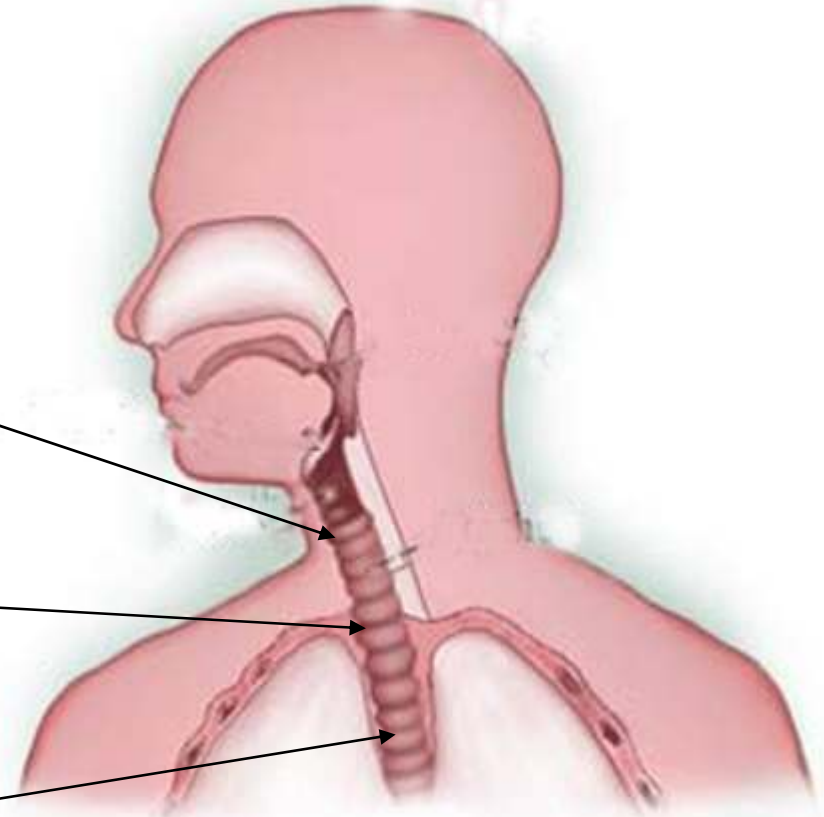
The Throat

6 letters are pronounced from the throat

Closest part:
ع
ح

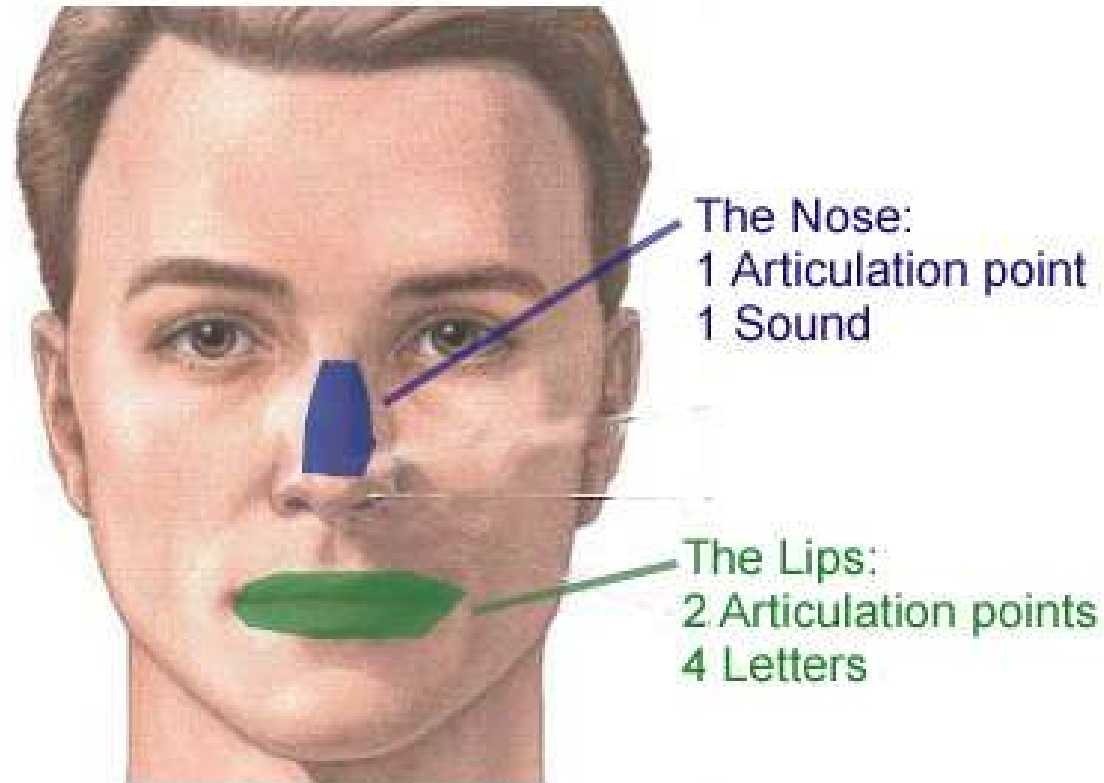
Middle part:
ع
ح

Deepest part:
ع
ه



Articulation areas

The Nose & The Lips



Articulation areas

The Nose

- The hole in the nose that continues back towards inside the mouth is the place where the Ghunnah [nasal sound] comes from.
- No letter is articulated from the nose. Each letter can have different sound characteristics.
- Ghunnah is a characteristic, not a letter.
- Ghunnah is a characteristic of Mim and Noon letters.
- Ghunnah sound is more prevalent when Mim and Noon have a shaddah on them.
- It is also noticeable on Noon Ikhfa and Iqlab and on Mim Ikhfa.
- If you hold your nose closed you will not be able to produce the Ghunnah sound.

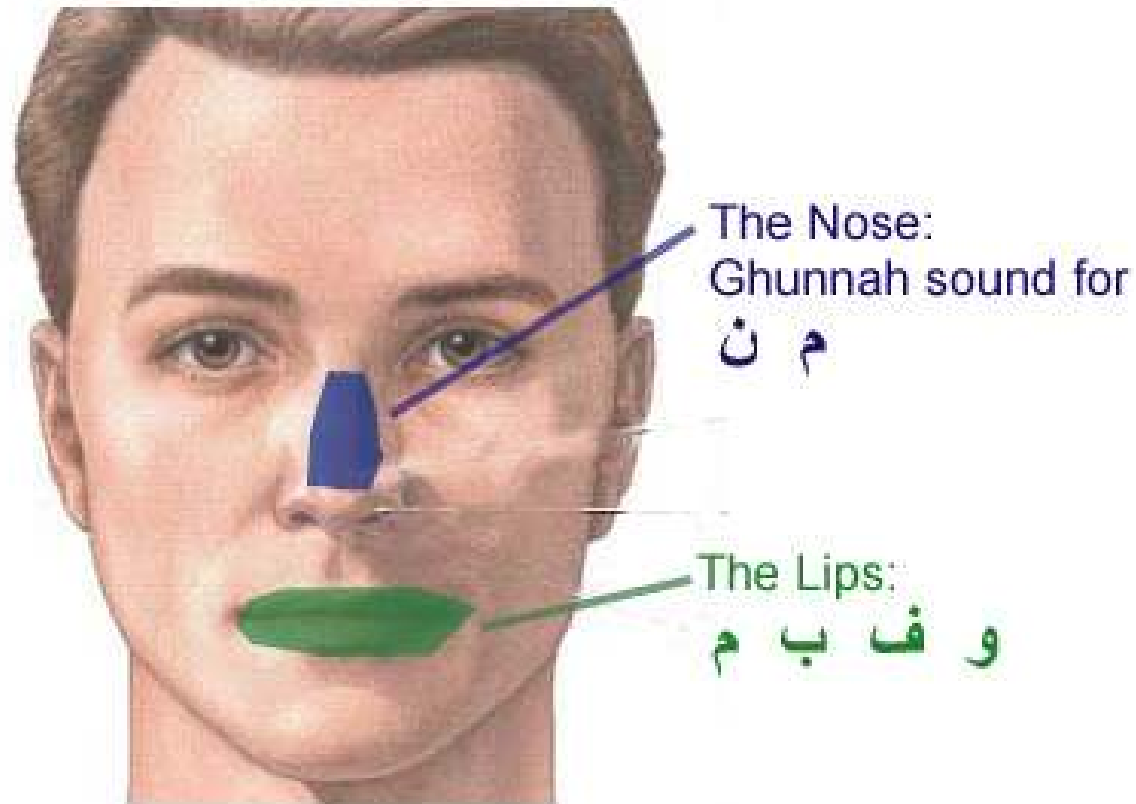
Articulation areas

The two lips

- The two lips have 2 articulation points to produce 4 letters.
- Fa ف – upper front 2 teeth touch the inside [wet part] of the lower lip.
- Wow و – the two lips form a circle without the two lips meeting completely.
- Ba ب – by closing the wet parts of the two lips together
- Mim م – by closing the dry parts of the two lips together

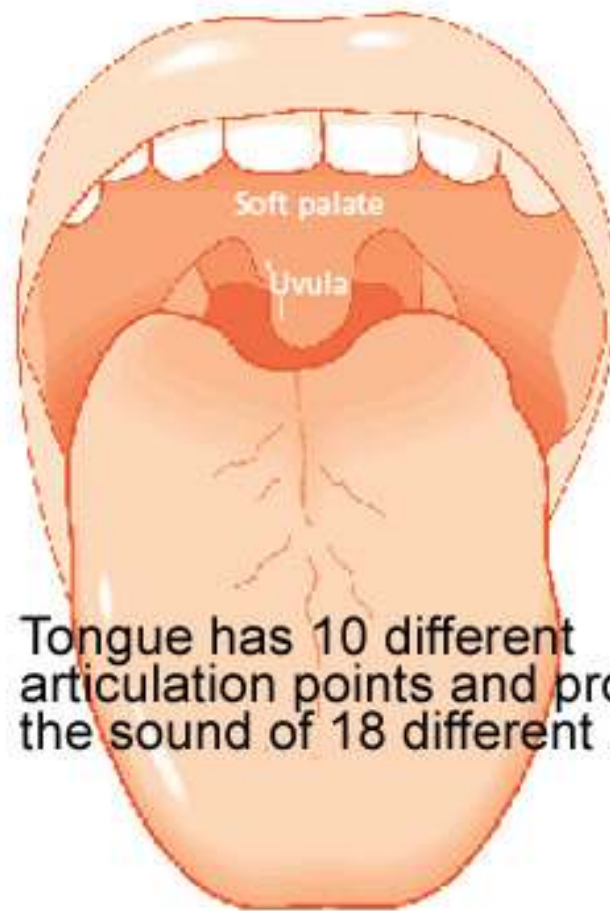
Articulation areas

The Nose & The Lips



Articulation areas

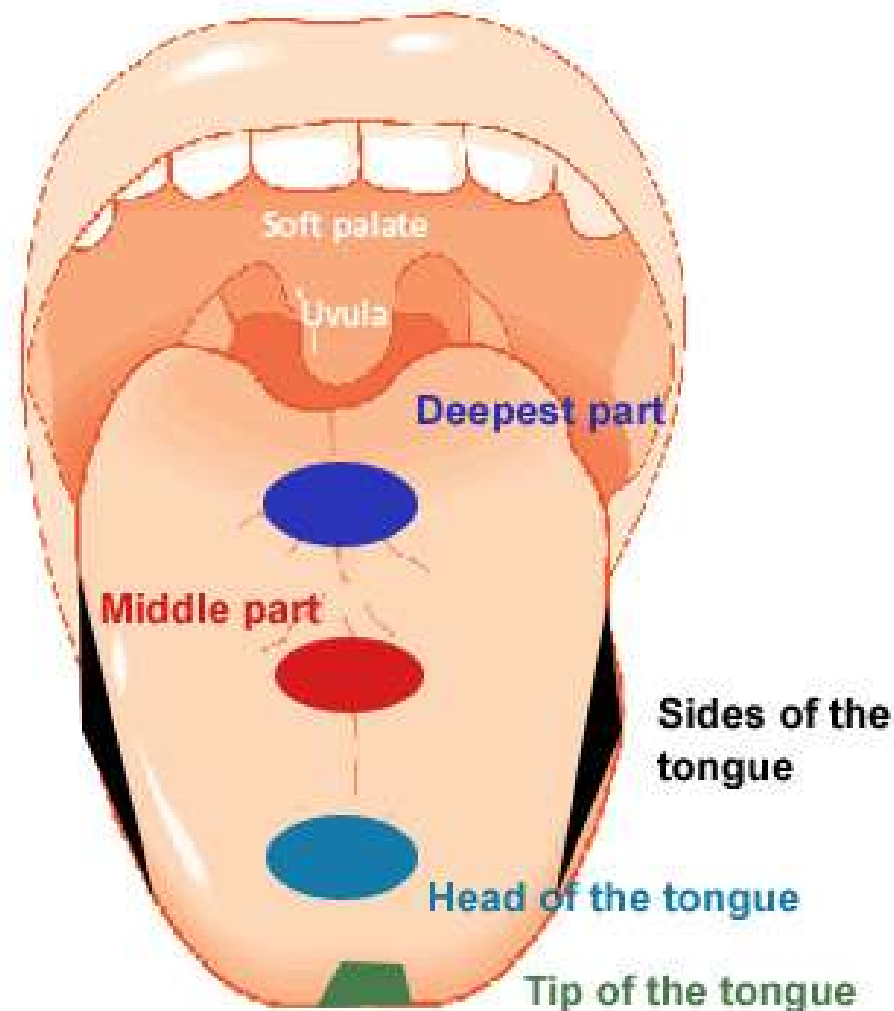
The Tongue



Tongue has 10 different articulation points and produces the sound of 18 different letters

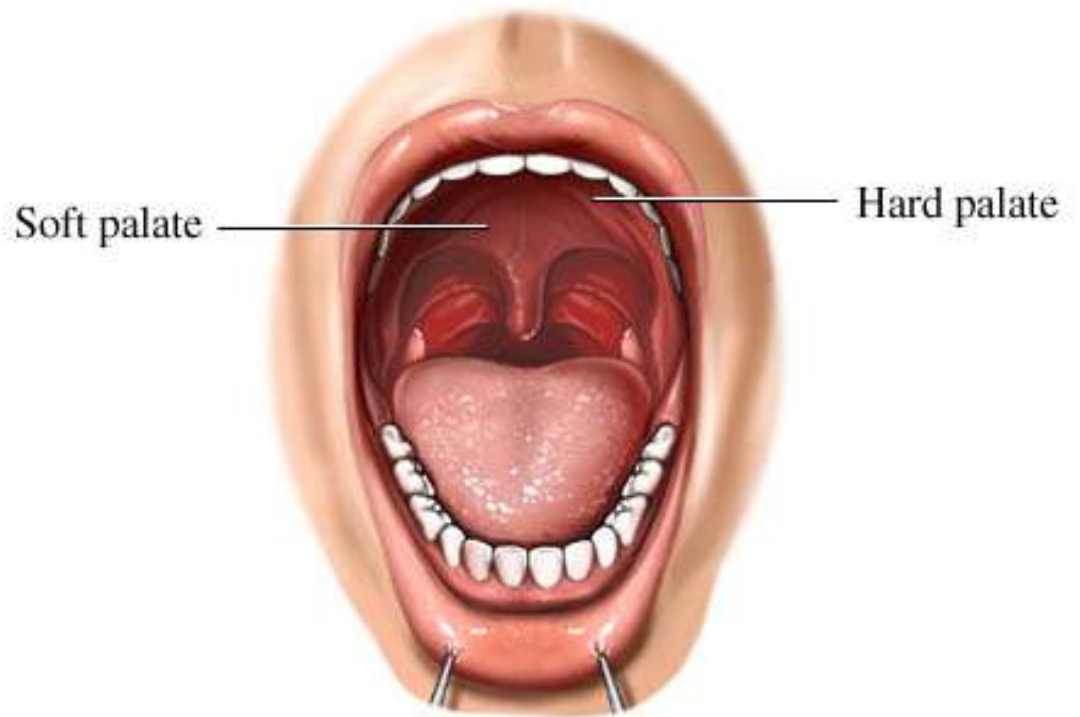
Articulation areas: The Tongue

Tongue is divided into 5 different areas:



Articulation areas: The Tongue

- The roof of the mouth is divided into 2 parts:
 - The hard palate – the top roof-area, near the teeth
 - The soft palate – deepest part of the roof, near the throat
- The tongue touches the hard or the soft palates to produce different letters

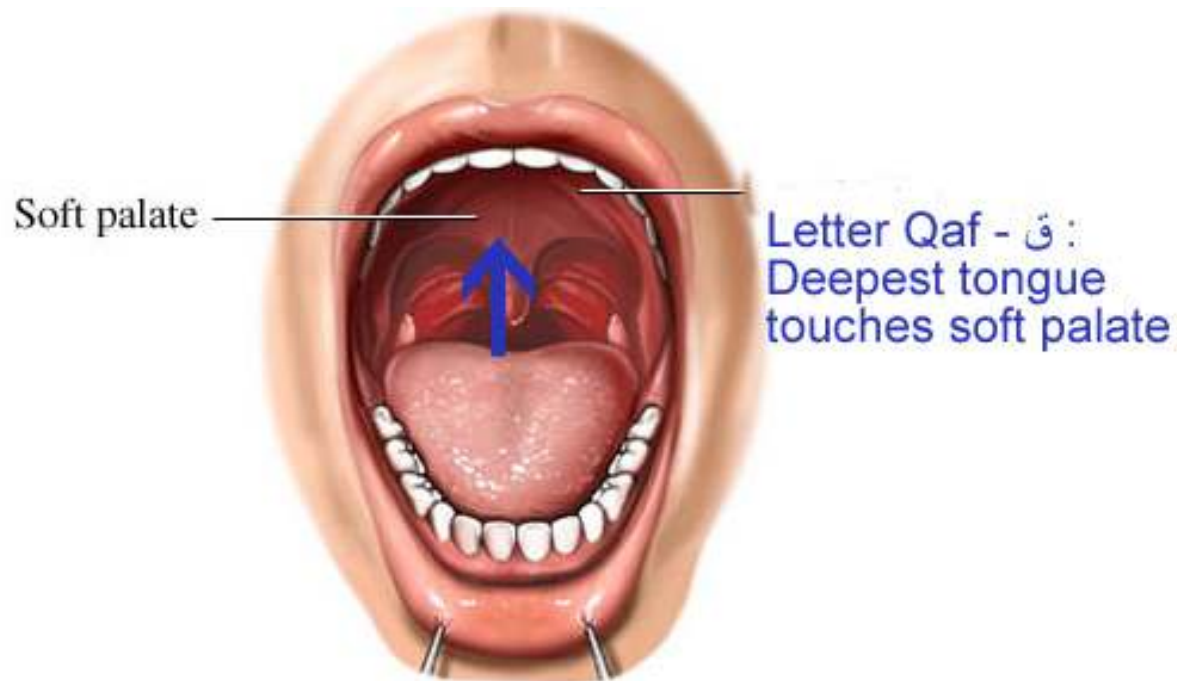


Articulation areas: **The Tongue**

Deepest part of the tongue and the soft palate

Letter Qaf – ق

Deepest part of the tongue touches the soft
palate

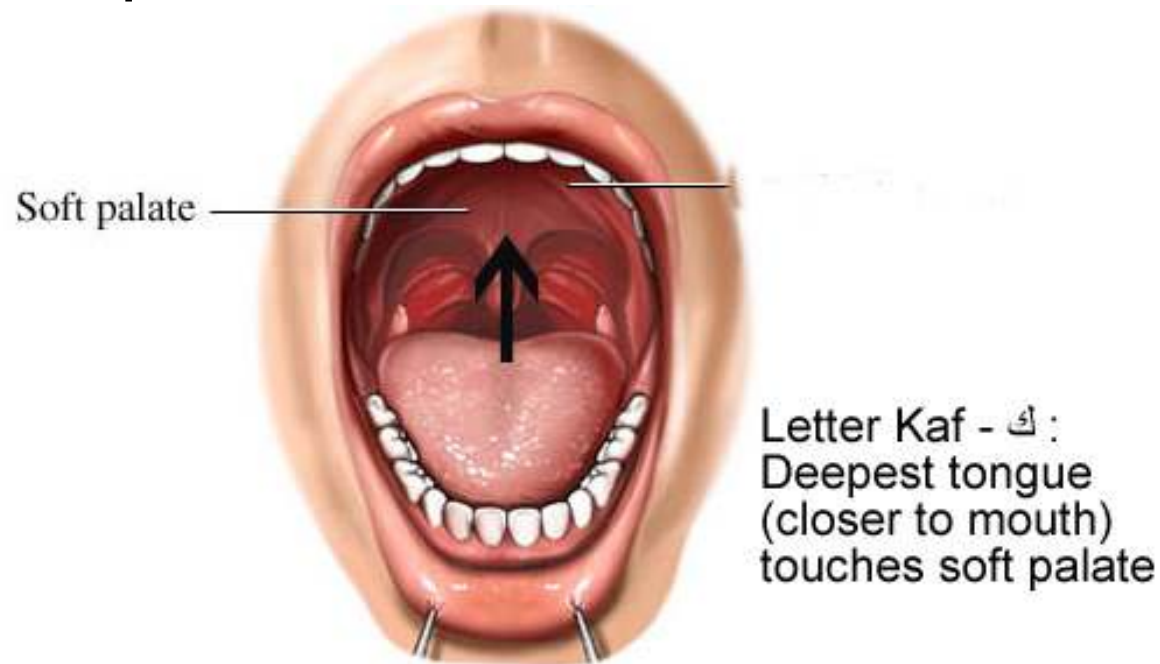


Articulation areas: **The Tongue**

Deepest part of the tongue and the soft palate

Letter Kaf – ك

Deepest part of the tongue (further from the throat)
touches the soft palate



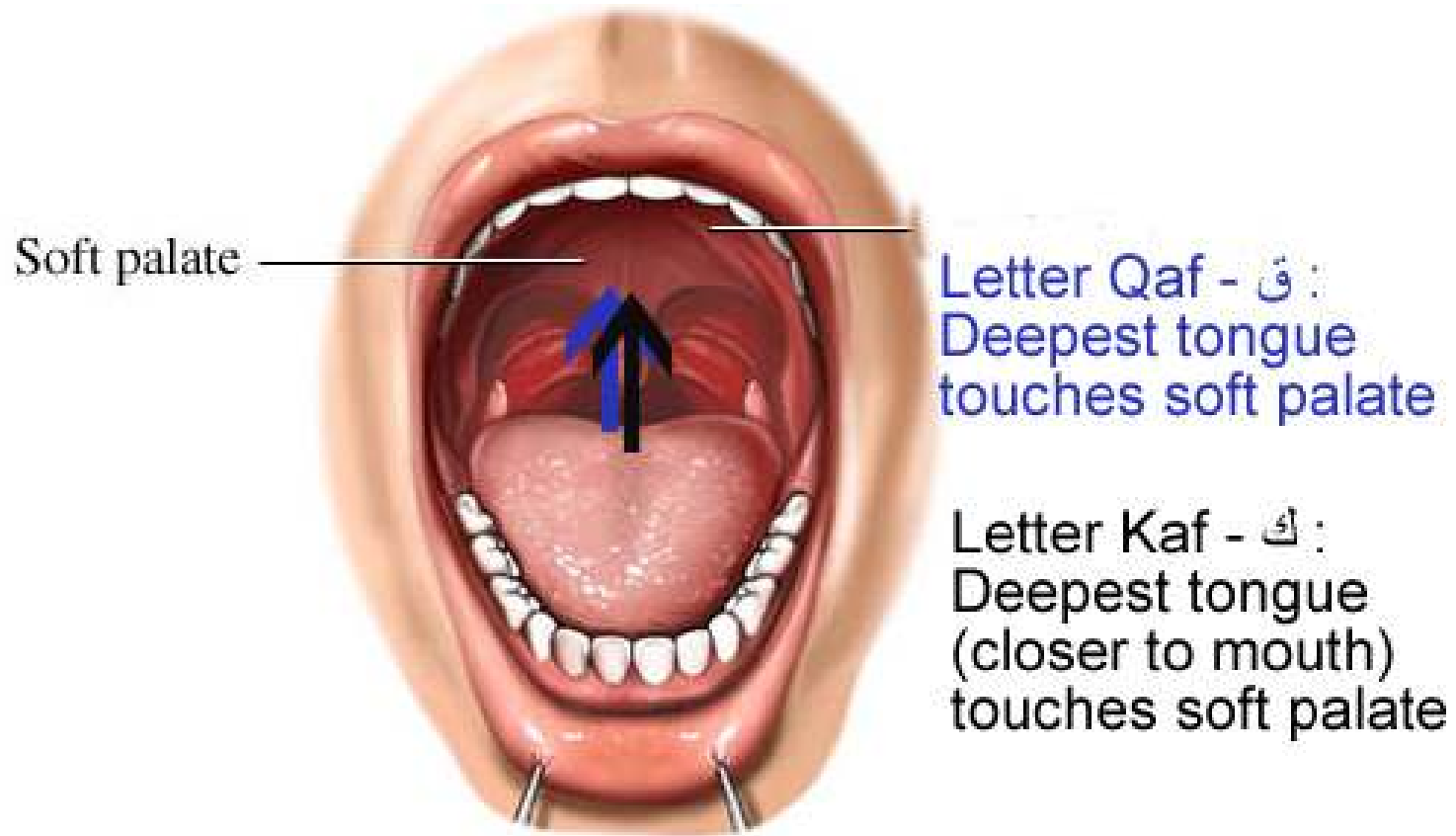
Articulation areas: **The Tongue**

Deepest part of the tongue and the soft palate

- The articulation points for letter Qaf and letter Kaf are very close together.
- They both are produced by touching the deepest part of the tongue to the soft palate.
- However, the position of Kaf is little distance away from Qaf. Kaf is produced from the deepest end of the tongue which is closer to mouth and away from throat. [Qaf articulation point is more closer to the throat]

Articulation areas: **The Tongue**

Deepest part of the tongue and the soft palate



Articulation areas: The Tongue

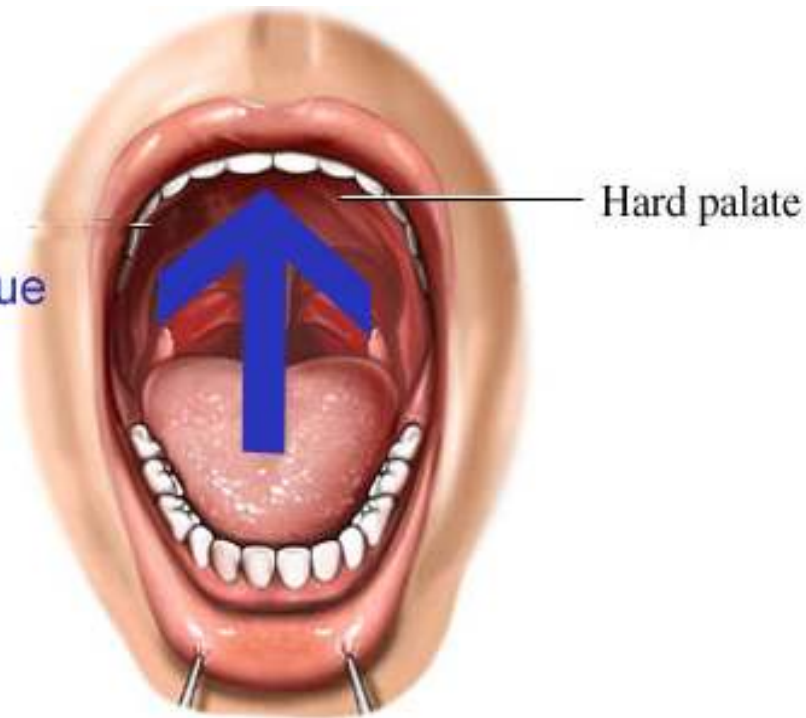
Middle part of the tongue and the hard palate

Letters Jeem, Sheen and Ya – ج ش ي

Middle part of the tongue touches the hard palate, opposite side of the mouth.

ج ش ي

Middle part of the tongue touches the opposite hard palate

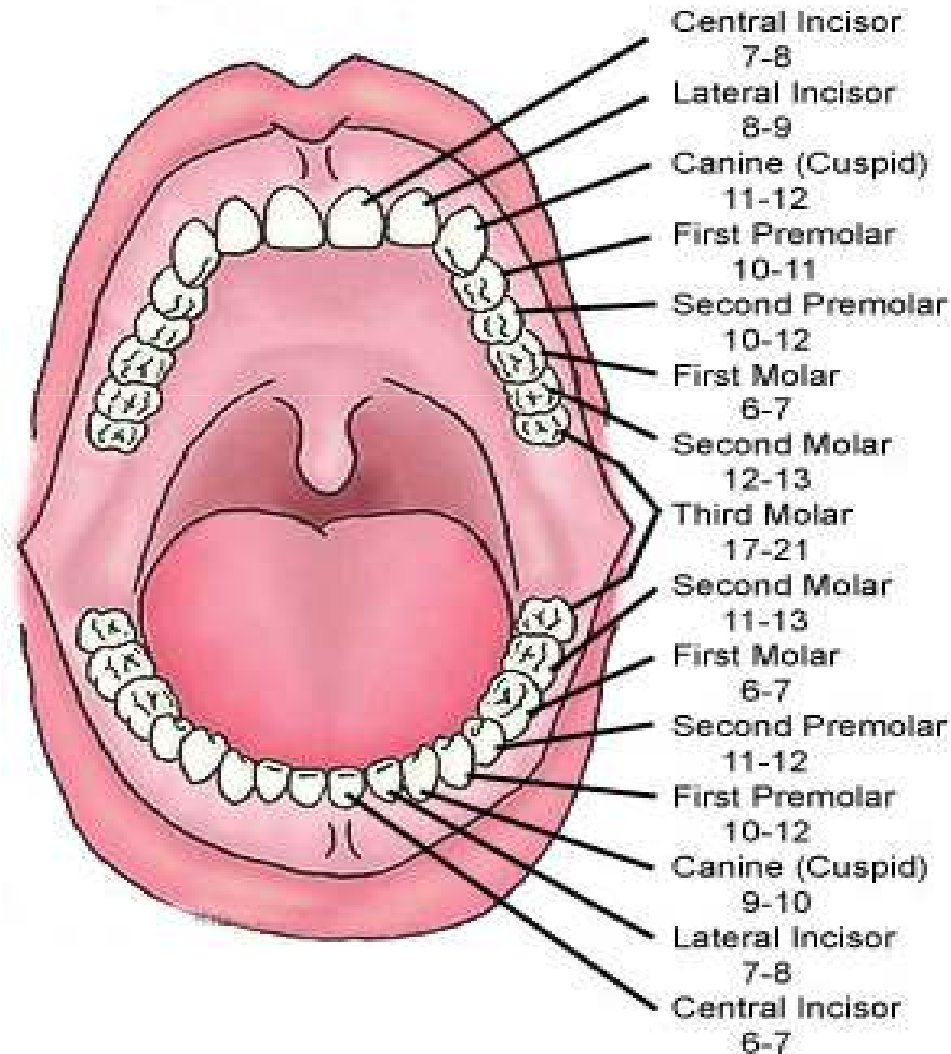


Articulation areas: **The Tongue**

The head and the tip of the tongue

- The front part of the tongue touches different teeth to emit different letters.
- We should also know about these different teeth.

Articulation areas: **The Tongue**



Articulation areas: The Tongue

The side of the tongue

Letter Daad – ض

- The letter ض is produced by touching the left side of the tongue with the left upper teeth.
- Letter ض is one of the most difficult letters to pronounce.
- ضَرَبَ الضَّالِّينَ



Daad ض :

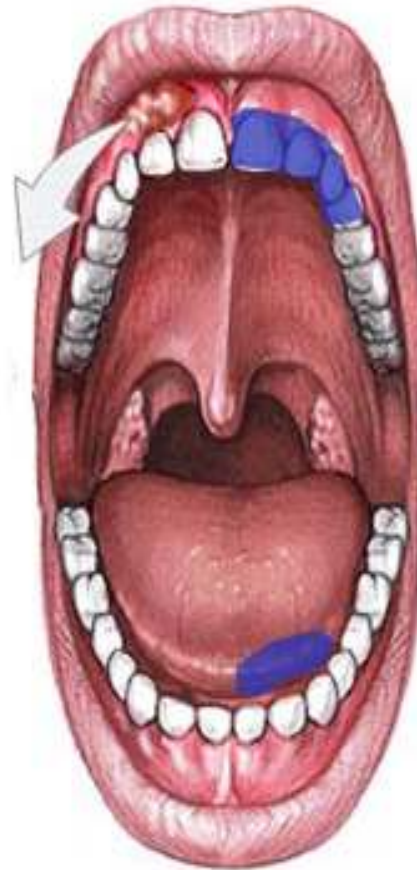
The side of the tongue touches the upper left teeth

Articulation areas: The Tongue

The side of the tongue

Letter Laam – ل

- By touching the nearest part of the sides of the tongue (nearest to the mouth) and the end of its tip with the upper teeth on the opposite side.
- ل articulation point is the front edges of the tongue, whereas the ض is from the posterior edges of the tongue.
- الْحَمْدُ لِلَّهِ

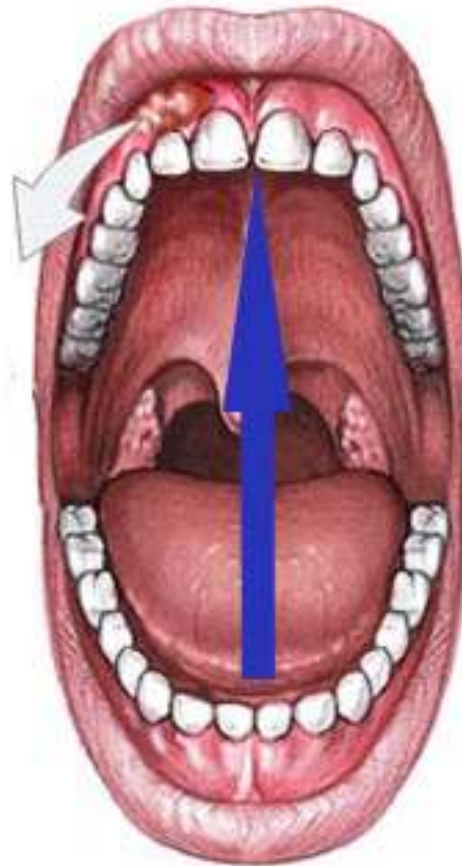


Laam ل:
The front side of
the tongue touches
the upper front teeth

Articulation areas: The Tongue

Letter Noon – ن

- Tip of the tongue touching the gums/roots of the two top front teeth.
- الخَنَاس النَّاس

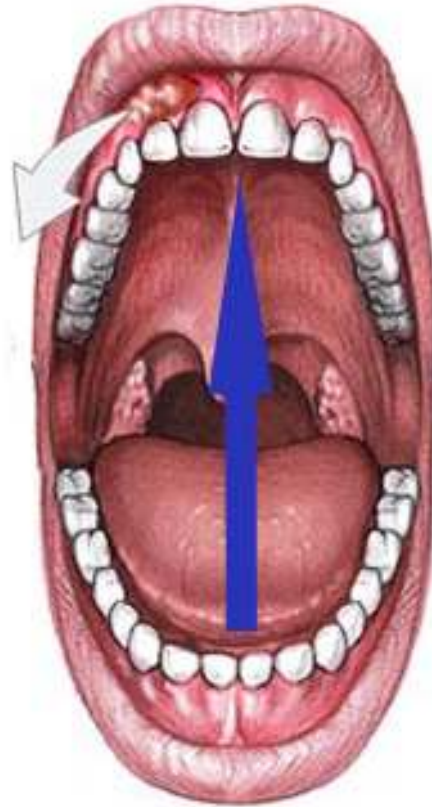


Noon ن:
Tip of the tongue touching the gums of the two top front teeth

Articulation areas: The Tongue

Letter Ra – ر

- Tip of the tongue touching the hard palate, near the gums of the front two teeth.
- رَبِّ الْعَالَمِينَ مِنْ شَرِّ

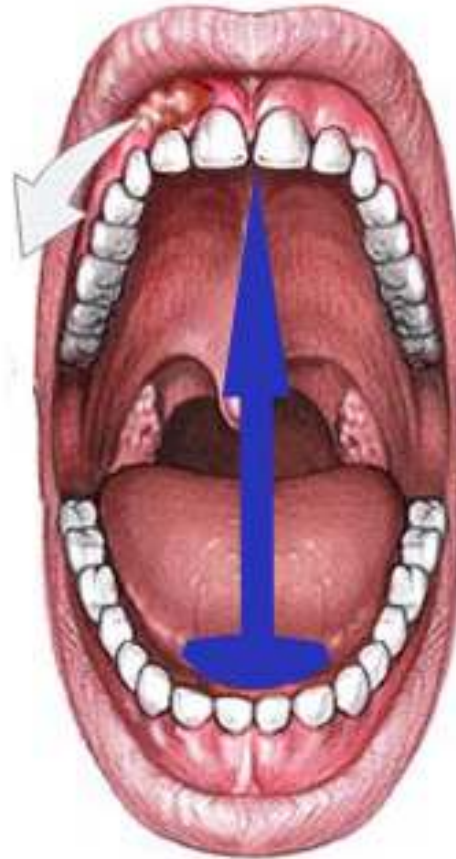


Ra ر:
Tip of the tongue
touches the hard palate

Articulation areas: The Tongue

ط د ت

- Top of the tongue (head of the tongue) touches the gum line [root] of the top two teeth.
- اهدنَا الصِّرَاطَ الْمُسْتَقِيمَ



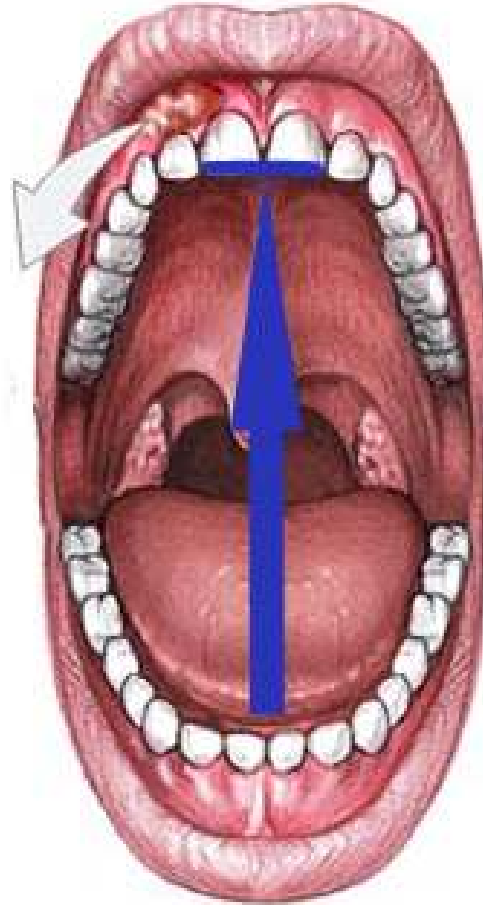
ط د ت :

Head of the tongue touches the gum line of the top two teeth

Articulation areas: The Tongue

ظ ن ث

- Tip of the tongue touches the edges of the top two teeth.
- مَتْلَهُمْ
- آذَانِهِمْ
- أَظْلَمَ



ظ ن ث :

Tip of the tongue touches the edges of the top teeth

Articulation areas: The Tongue

ص س ز

- The edges of the top and lower front teeth close together and the tip of the tongue comes near them.
- In other words, tip of the tongue just misses the edges of the top and lower front teeth.
- For all three of these letters, a whistle sound is produced.
- بِسْمَعِهِمْ وَأَبْصَارِهِمْ
- رَجْزاً